



EXPERTS IN PATIENT HANDLING SOLUTIONS




HANDLING BELTS (DELUXE/WIPECLEAN/ESSENTIAL)

This guide covers all products with the prefix PHB in the product code.

Our range of **Handling Belts** allow carers to support patients into and out of sitting positions and help them walk around safely.

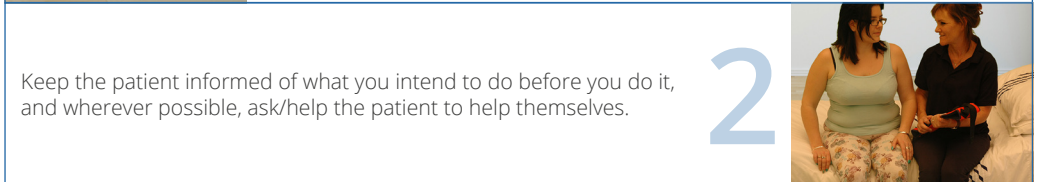
USER INSTRUCTIONS



1

This example uses a size Large from our Deluxe Range and shows a single carer. If two carers are needed, one carer mirrors the other and holds onto the other side.

Always ensure that the patient can weight bear and can make a stable base before standing. If applicable, check that the brakes are on the bed/wheelchair before commencing a movement.



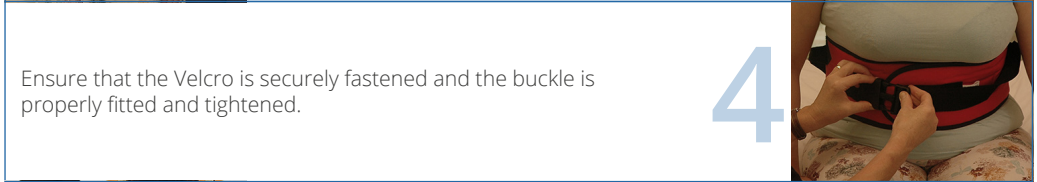
Keep the patient informed of what you intend to do before you do it, and wherever possible, ask/help the patient to help themselves.

2



3

Ensure that the belt fits snugly, i.e. without pinching and without being loose. A loose belt can be very dangerous.



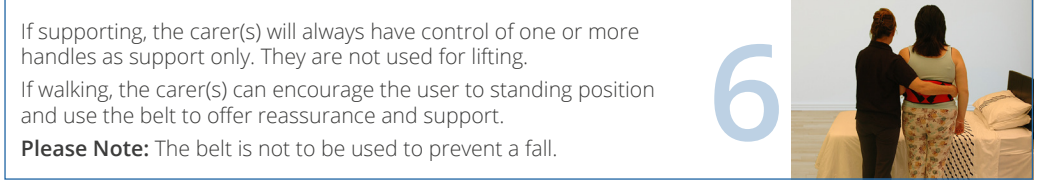
Ensure that the Velcro is securely fastened and the buckle is properly fitted and tightened.

4



5

Carer(s) supports the patient across the back, taking hold of a comfortable handle while supporting the patient's inner hand (see inset).



6

If supporting, the carer(s) will always have control of one or more handles as support only. They are not used for lifting.
If walking, the carer(s) can encourage the user to standing position and use the belt to offer reassurance and support.

Please Note: The belt is not to be used to prevent a fall.

HANDLING BELTS DELUXE (WASHABLE)

With their ergonomically designed handles, super comfort, extra lumbar support, adjustable Velcro and safety buckles, this range of belts is designed for both wearer comfort and security and ease of handling for carers.



HANDLING BELTS WIPECLEAN

This universal (one size fits all) handling belt offering flexibility to the user as it adjusts from small to extra-large. It is fully sealed and has a choice of vertical and horizontal handles.



HANDLING BELTS ESSENTIAL (WASHABLE)

A budget range, with adjustable Velcro fastenings and safety buckles, that is still comfortably padded for the user. Available in sizes from child small to adult extra large. A choice of handle types is also available.



MATERIAL CONTENT

Deluxe: Fabric: 100% Nylon | Filling: Polycotton/Polyester Wadding | Handles: Polypropylene

Wipeclean: Fabric: PVC Coated Polyester | Filling: Foam | Handles: Polypropylene

Essential: Fabric: 100% Nylon | Filling: PU Foam | Handles: Polypropylene

STORAGE AND HANDLING

- Store in a clean dry environment that is not subject to excessive heat.
- Keep away from sunlight.
- Store flat and avoid placing heavy objects on top of the product.

WARNINGS AND PRECAUTIONS

- Do not leave or drop on the floor; they are a trip hazard.
- Inspect all products, including handles, before use for signs of damage or tears.

CLEANING INSTRUCTIONS

- **Deluxe/Essential:** Wash as per laundry instructions. Can be wiped clean, between use with the same patient, with natural water and detergent or wipes that don't contain alcohol, solvents, bleaching or abrasive agents.
- **Wipeclean:** Wipeclean with natural water and detergent or wipes that don't contain alcohol, solvents, bleaching or abrasive agents.
- Cleaning materials used should be patient safe and biodegradable.

DISPOSAL INSTRUCTIONS

- Non-recyclable.
- Dispose of as clinical waste if it has been used by an infectious person.
- Otherwise dispose of through normal waste management.



Keep dry



Keep away from sunlight



Caution



Do not use if package is damaged



Storage Temperature Limit



Wash at 30-74°C. Tumble dry on low heat. Do not iron. Do not use bleach. Do not use fabric conditioner



Patient Information website



Medical Device



MANUFACTURER

Hospital Direct (Marketing) Ltd, Units 2, 3 & 4, The Green, Clun, Shropshire SY7 8LG, United Kingdom

EU REPRESENTATIVE: Obelis S.A., Bd Général Wahis 53, 1030 Brussels, Belgium



www.hospitaldirect.co.uk

HOSPITAL DIRECT (HD) ADDITIONAL SYMBOLS

At HD we understand that not everyone is familiar with all equipment, so to help therapists and healthcare professionals in assessing a product's suitability for a client, we have included two assessment tools, Functional Independence Measure (FIM) and Easy Guide Symbols. These will enable the healthcare professional to assess their client and decide whether or not a product will help the person based on their level of dependence and functional ability.

FUNCTIONAL INDEPENDENCE MEASURE (FIM) ASSESSMENT

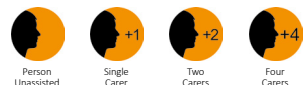
Our FIM assessment guide for each product will help you decide the suitability of this product for the person's ability and need. Based on the standard criteria from Level 6 where the person can use the product unaided and unsupervised to Level 1 where all the assistance is provided by the carer and the client can do nothing, this guide is easy, quick and simple to use to check suitability against ability and circumstance.

FIM LEVELS QUICK GUIDE. SUBJECT VS CARER HELP



EASY GUIDE SYMBOLS

We use four symbols to indicate where a product is suitable and safe for the person to use unassisted, with a single carer or with multiple carers. These symbols indicate the minimum recommendation.



HD has a policy of continuous development and, as such, reserves the right to alter specifications (including measurements, materials and colours) without prior notice. If any serious incident has occurred in relation to the device it should be reported to the manufacturer and the competent authority in which the user and/or patient is established.