



EXPERTS IN PATIENT HANDLING SOLUTIONS



HD DELUXE™

HD DELUXE™ LIMB PAD – ANGULAR POSITIONING WEDGE

This guide covers the product code with the product code LIMWEDG01.

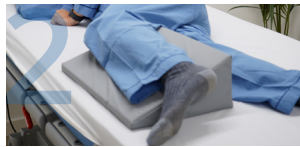
Our **HD Deluxe™ Limb Pad – Angular Positioning Wedge** can help provide pressure relief and extra comfort in many different lying positions; as a support for arms, legs, or in combination with other limb pads from our range depending in your needs. Below are some examples of how it can be used.

USER INSTRUCTIONS

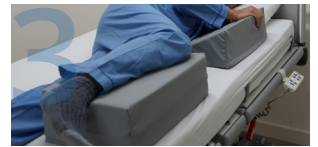


Place the **Limb Pad – Angular** as shown under the users arm when side lying. This will help them maintain a natural posture and provide support for the shoulder in this position.

Using the limb pad in this way can also provide security and reassurance for users with dementia.



Position the **Limb Pad – Angular** under a raised leg so it slopes down to the edge of the bed mattress. This allows the limb to be raised in stages (higher or lower) for sleeping posture, physio or greater access for personal care.



In conjunction with the **Limb Pad – Rectangle**. The **Limb Pad – Angular** can be used to offer extra support when the user is side lying, either with the limb pad facing inwards as shown or outward like section 1 illustrates.



Limb Pad – Angular can be used in a variety of configurations. One of which is to form a raised knee-brake elevation to stop slippage down the bed. This can be achieved by placing 2 limb pads side by side under the knee joint before raising the head section of the bed.



The **Limb Pad – Angular** and the **Limb Pad – Rectangle** are the same height so they can be used together. Place the **Limb Pad – Angular** under the thighs and the **Limb Pad – Rectangle** under the patient's calves so the ankles are raised. The head section of the bed can then be profiled. Together they will form a knee-break and stop the patient moving down the bed.



For maximum patient comfort and support add the thinner **Limb Pad – Folding** under the elbow joint to reduce the pressure points down the shoulder and forearm. Two **Limb Pad – Angular** can also be used with the **Limb Pad – Rectangle** to elevate the legs and support the ankles.

MATERIAL CONTENT

Cover Fabric: 100% polyester
Cover Coating: 100% Polyurethane Coating
Foam: Polyurethane Foam

STORAGE AND HANDLING

- Store in a clean dry environment that is not subject to excessive heat.
- Keep away from sunlight.
- Store flat and avoid placing heavy objects on top of the product.

WARNINGS AND PRECAUTIONS

- Do not leave the on the floor when not being used.
- Do not use on a wet floor.
- Always test product grip on your chosen surface before using.
- Inspect before use for signs of wear or damage.

CLEANING INSTRUCTIONS

- Wipeclean with natural water and detergent or wipes that don't contain alcohol, solvents, bleaching or abrasive agents.
- Cleaning materials used should be patient safe and biodegradable.

DISPOSAL INSTRUCTIONS

- Non-recyclable.
- Dispose of as clinical waste if it has been used by an infectious person.
- Otherwise dispose of through normal waste management.



Keep dry



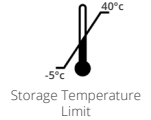
Keep away from sunlight



Caution



Do not use if package is damaged



Storage Temperature Limit



Wipeclean Only



Patient Information website



Medical Device



MANUFACTURER

Hospital Direct (Marketing) Ltd, Units 2, 3 & 4, The Green, Clun, Shropshire SY7 8LG, United Kingdom

EU REPRESENTATIVE: Obelis S.A., Bd Général Wahis 53, B-1030 Brussels, Belgium



www.hospitaldirect.co.uk

HOSPITAL DIRECT (HD) ADDITIONAL SYMBOLS

At HD we understand that not everyone is familiar with all equipment, so to help therapists and healthcare professionals in assessing a product's suitability for a client, we have included two assessment tools, Functional Independence Measure (FIM) and Easy Guide Symbols. These will enable the healthcare professional to assess their client and decide whether or not a product will help the person based on their level of dependence and functional ability.

FUNCTIONAL INDEPENDENCE MEASURE (FIM) ASSESSMENT

Our FIM assessment guide for each product will help you decide the suitability of this product for the person's ability and need. Based on the standard criteria from Level 6 where the person can use the product unaided and unsupervised to Level 1 where all the assistance is provided by the carer and the client can do nothing, this guide is easy, quick and simple to use to check suitability against ability and circumstance.

FIM LEVELS QUICK GUIDE. SUBJECT VS CARER HELP



EASY GUIDE SYMBOLS

We use four symbols to indicate where a product is suitable and safe for the person to use unassisted, with a single carer or with multiple carers. These symbols indicate the minimum recommendation.



HD has a policy of continuous development and, as such, reserves the right to alter specifications (including measurements, materials and colours) without prior notice. If any serious incident has occurred in relation to the device it should be reported to the manufacturer and the competent authority in which the user and/or patient is established.