



EXPERTS IN PATIENT HANDLING SOLUTIONS



# AUTO CUSHION

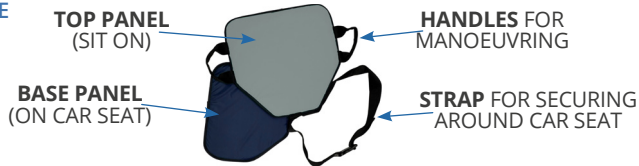
This guide covers the AUTOCUSH01 product code.

The **Auto Cushion** is an easy to use aid for getting in and out of cars and adjusting your position for ultimate comfort when travelling.

## USER INSTRUCTIONS




### UNDERSTANDING THE AUTO CUSHION



**1** Place smaller base panel on the car seat with the anti-slip panel against the car seat and narrow part of the **Auto Cushion** facing the back of the car seat as shown.

Secure the strap around the car seat by clicking together the buckle and pulling tight. This may be easier working from the rear of the seat.

**2**



### GETTING INTO THE CAR

You will now notice that the top panel will rotate easily on the smaller bottom panel. This will help user to sit on the edge of the seat and rotate into the car, moving their feet one by one into the footwell of the car.


**3**



The handles are designed to be used by the user to control how they get in and out and also to help to manoeuvre further back in the car seat.

Remember: always buckle your belt before the car moves.


**4**



### GETTING OUT THE CAR

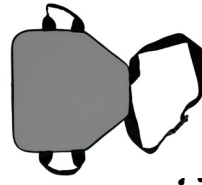
Unbuckle your seat belt when the car is stationary and it is safe to do. Now use the handles on the top panel to help you slide forward and rotate so you can get out of the car easily.

**5**



## MATERIAL CONTENT

Top: 100% 4 way stretch Polyester  
 Base: 100% Polyester  
 Filling: 100% Polyester  
 Straps: 100% Polypropylene



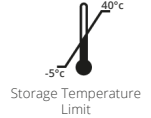
## STORAGE AND HANDLING

- Store in a clean dry environment that is not subject to excessive heat.
- Keep away from sunlight.
- Store flat and avoid placing heavy objects on top of the product.



## WARNINGS AND PRECAUTIONS

- Do not leave or drop on the floor; it is a slip hazard.
- Test for slippiness before use. If over-laundered and doesn't slide please discard or replace.
- Inspect product before use for signs of damage or tears.



## CLEANING INSTRUCTIONS

- Wash as per laundry instructions.
- Can be wiped clean, between use with the same patient, with natural water and detergent or wipes that don't contain alcohol, solvents, bleaching or abrasive agents.
- Cleaning materials used should be patient safe and biodegradable.



Wash at 30-74°C. Tumble dry on low heat. Do not Iron.  
 Do not use bleach. Do not use fabric conditioner.

## DISPOSAL INSTRUCTIONS

- Non-recyclable.
- Dispose of as clinical waste if it has been used by an infectious person.
- Otherwise dispose of through normal waste management.



### MANUFACTURER

Hospital Direct (Marketing) Ltd, Units 2, 3 & 4, The Green, Clun, Shropshire SY7 8LG, United Kingdom

EU REPRESENTATIVE: Obelis S.A., Bd Général Wahis 53, B-1030 Brussels, Belgium



[www.hospitaldirect.co.uk](http://www.hospitaldirect.co.uk)

## HOSPITAL DIRECT (HD) ADDITIONAL SYMBOLS

At HD we understand that not everyone is familiar with all equipment, so to help therapists and healthcare professionals in assessing a product's suitability for a client, we have included two assessment tools, Functional Independence Measure (FIM) and Easy Guide Symbols. These will enable the healthcare professional to assess their client and decide whether or not a product will help the person based on their level of dependence and functional ability.

### FUNCTIONAL INDEPENDENCE MEASURE (FIM) ASSESSMENT


Our FIM assessment guide for each product will help you decide the suitability of this product for the person's ability and need. Based on the standard criteria from Level 6 where the person can use the product unaided and unsupervised to Level 1 where all the assistance is provided by the carer and the client can do nothing, this guide is easy, quick and simple to use to check suitability against ability and circumstance.

#### FIM LEVELS QUICK GUIDE. SUBJECT VS CARER HELP



### EASY GUIDE SYMBOLS

We use four symbols to indicate where a product is suitable and safe for the person to use unassisted, with a single carer or with multiple carers. These symbols indicate the minimum recommendation.



HD has a policy of continuous development and, as such, reserves the right to alter specifications (including measurements, materials and colours) without prior notice. If any serious incident has occurred in relation to the device it should be reported to the manufacturer and the competent authority in which the user and/or patient is established.