



EXPERTS IN PATIENT HANDLING SOLUTIONS




HD DELUXE™

HD DELUXE™ CRASH MAT – DOUBLE THICK HIGH DENSITY FOLDING


THIS GUIDE COVERS THE PRODUCT CODE: **CRSHMT04**

Protect those at risk of falling out of bed with our **HD Deluxe™ Crash Mat – Double Thick High Density Folding**. Our crash mats are designed to protect anyone who is prone to falling or rolling out of bed. Made from a high density, heavy duty foam that is hard wearing and long lasting, it will absorb the impact of a fall. The crash mat is to be placed beside the bed to cushion any fall and reduce the risk of injuries. Extra deep, it also folds neatly for easier storage.

USER INSTRUCTIONS



- 1 Unfold the **HD Deluxe™ Crash Mat – Double Thick High Density Folding** and place on the floor. Push it as close to the bed as possible.
- 2 If the bed has space underneath, tuck it **SLIGHTLY** under.
- 3 When no longer needed wipe down thoroughly and fold into a neat cube and secure.
- 4 Store safely, with no heavy objects on top.



MATERIAL CONTENT

Cover Fabric: 100% Polyester

Cover Coating: 90% PVC and 10% PU

Foam: High Density Polyurethane Foam

STORAGE AND HANDLING

- Store in a clean dry environment that is not subject to excessive heat.
- Keep away from sunlight.
- Store flat and avoid placing heavy objects on top of the product.

WARNINGS AND PRECAUTIONS

- Do not leave the on the floor when not being used.
- Do not use on a wet floor.
- Inspect before use for signs of wear or damage.

CLEANING INSTRUCTIONS

- Wipeclean with natural water and detergent or wipes that don't contain alcohol, solvents, bleaching or abrasive agents.
- Cleaning materials used should be patient safe and biodegradable.

DISPOSAL INSTRUCTIONS

- Non-recyclable.
- Dispose of as clinical waste if it has been used by an infectious person.
- Otherwise dispose of through normal waste management.



Keep dry



Keep away from sunlight



Caution



Do not use if package is damaged



Storage Temperature Limit



Wipeclean Only



Medical Device



MANUFACTURER

Hospital Direct (Marketing) Ltd, Units 2, 3 & 4, The Green, Clun, Shropshire SY7 8LG, United Kingdom

EU REPRESENTATIVE: Obelis S.A., Bd Général Wahis 53, 1030 Brussels, Belgium



www.hospitaldirect.co.uk

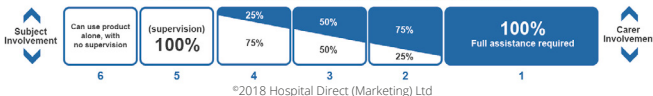
HOSPITAL DIRECT (HD) ADDITIONAL SYMBOLS

At HD we understand that not everyone is familiar with all equipment, so to help therapists and healthcare professionals in assessing a product's suitability for a client, we have included two assessment tools, Functional Independence Measure (FIM) and Easy Guide Symbols. These will enable the healthcare professional to assess their client and decide whether or not a product will help the person based on their level of dependence and functional ability.

FUNCTIONAL INDEPENDENCE MEASURE (FIM) ASSESSMENT

Our FIM assessment guide for each product will help you decide the suitability of this product for the person's ability and need. Based on the standard criteria from Level 6 where the person can use the product unaided and unsupervised to Level 1 where all the assistance is provided by the carer and the client can do nothing, this guide is easy, quick and simple to use to check suitability against ability and circumstance.

FIM LEVELS QUICK GUIDE. SUBJECT VS CARER HELP



EASY GUIDE SYMBOLS

We use four symbols to indicate where a product is suitable and safe for the person to use unassisted, with a single carer or with multiple carers. These symbols indicate the minimum recommendation.



HD has a policy of continuous development and, as such, reserves the right to alter specifications (including measurements, materials and colours) without prior notice. If any serious incident has occurred in relation to the device it should be reported to the manufacturer and the competent authority in which the user and/or patient is established.