

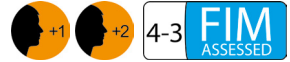


# SIMPLE WEBBING BELT

This guide covers all products with the prefix SWB in the product code.

The **Simple Webbing Belt** allows carers to support patients as they stand, sit or walk.

## USER INSTRUCTIONS



# 1

Always ensure that the patient can weight bear and can make a stable base before standing. If applicable, check that the brakes are on the bed/wheelchair before commencing a movement.

Keep the patient informed of what you intend to do before you do it, and wherever possible, ask/help the patient to help themselves.

# 2



# 3

Ensure that the belt fits snugly, i.e. without pinching and without being loose. A loose belt can be very dangerous.

Ensure that the buckle is securely fastened and properly fitted and tightened.

# 4



# 5

Carer(s) supports the patient across the back, taking hold of a comfortable grip of the belt by looping their hand around the **Simple Webbing Belt** while supporting the patient's inner hand (see inset).



Remember, the carer(s) will always have control of the **Simple Webbing Belt** for support only. They are not used for lifting. If walking, the carer(s) can encourage the user to standing position and use the belt to offer reassurance and support.

**Please Note:** The belt is not to be used to prevent a fall.

# 6



## MATERIAL CONTENT

Fabric: 100% Polypropylene

Buckle: Nylon



## STORAGE AND HANDLING

- Store in a clean dry environment that is not subject to excessive heat.
- Keep away from sunlight.
- Store flat and avoid placing heavy objects on top of the product.



## WARNINGS AND PRECAUTIONS

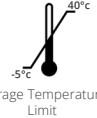
- Do not leave or drop on the floor; it is a trip hazard.
- Inspect product before use for signs of damage or tears.



Caution



Do not use if package is damaged



Storage Temperature Limit

## CLEANING INSTRUCTIONS

- Wash as per laundry instructions.
- Can be wiped clean, between use with the same patient, with natural water and detergent or wipes that don't contain alcohol, solvents, bleaching or abrasive agents.
- Cleaning materials used should be patient safe and biodegradable.



Wash at 30-74°C. Tumble dry on low heat. Do not iron.  
Do not use bleach. Do not use fabric conditioner

## DISPOSAL INSTRUCTIONS

- Non-recyclable.
- Dispose of as clinical waste if it has been used by an infectious person.
- Otherwise dispose of through normal waste management.



Patient Information website



Medical Device



### MANUFACTURER

Hospital Direct (Marketing) Ltd, Units 2, 3 & 4, The Green,  
Clun, Shropshire SY7 8LG, United Kingdom

EU REPRESENTATIVE: Obelis S.A., Bd Général Wahis 53,  
1030 Brussels, Belgium



[www.hospitaldirect.co.uk](http://www.hospitaldirect.co.uk)

## HOSPITAL DIRECT (HD) ADDITIONAL SYMBOLS

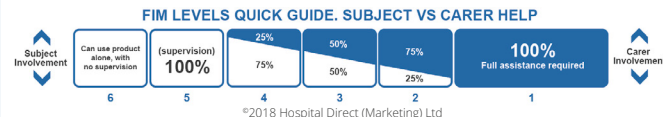
At HD we understand that not everyone is familiar with all equipment, so to help therapists and healthcare professionals in assessing a product's suitability for a client, we have included two assessment tools, Functional Independence Measure (FIM) and Easy Guide Symbols. These will enable the healthcare professional to assess their client and decide whether or not a product will help the person based on their level of dependence and functional ability.

### FUNCTIONAL INDEPENDENCE MEASURE (FIM) ASSESSMENT

Our FIM assessment guide for each product will help you decide the suitability of this product for the person's ability and need. Based on the standard criteria from Level 6 where the person can use the product unaided and unsupervised to Level 1 where all the assistance is provided by the carer and the client can do nothing, this guide is easy, quick and simple to use to check suitability against ability and circumstance.

### EASY GUIDE SYMBOLS

We use four symbols to indicate where a product is suitable and safe for the person to use unassisted, with a single carer or with multiple carers. These symbols indicate the minimum recommendation.



Person Unassisted



Single Carer



Two Carers



Four Carers

HD has a policy of continuous development and, as such, reserves the right to alter specifications (including measurements, materials and colours) without prior notice. If any serious incident has occurred in relation to the device it should be reported to the manufacturer and the competent authority in which the user and/or patient is established.